



Chartres Edging



Forest Edging

A substantial all-purpose edge restraint, when laid flush with paved areas allows surface water to drain easily. Designed to work with the Aquaflo and Royal Forest range. Its 200mm depth is perfect for the edging to be fully haunched and restrained, whilst providing an adequate surface area for the block paving to sit flush with edging to provide required restraint as per BS7533-Pt13. The block pattern on the top surface allows the edging to blend in with the paved area when laid flush. Can be laid flush or as an upstand. Chartres Edging are designed to complement each range in material, colour and texture. Centre Stone, quadrants and starter circles are also available.

Chartres Colours

For an accurate colour match please request a sample.



Cotswold



Traditional



Purbeck




Vendage




Pennant

Forest Edging Colours


For an accurate colour match please request a sample.



Natural



Charcoal



Burnt Red



Red Brindle



Golden Brindle

Specification

Plan size (mm)	Thickness (mm)	Area per pack (m)	Blocks per pack	Pack weight (tonne)
Chartres 200 x 250	100	24m linear	-	1.07
Forest 200 x 500	100	27m linear	54	1.2
Manufactured to: BS EN 1340:2003			Finishes Olden finish Bush hammered finish †	Applications Roads, footpaths, carparks, driveways in commercial and domestic projects.

Although every effort is made to ensure consistency of product colour, variations between production batches can occur. Formpave recommend that all products are thoroughly mixed on site by drawing from a minimum of three packs.